

National Portal of India

<http://india.gov.in>

Hit Analysis Report

Duration of Report

1st April, 2008 – 30th April, 2008

For any further information/ Clarification please contact

National Portal Secretariat

Ph: 011-24363692 : Fax: 011-24368854 : Email: indiaportal@gov.in

Visitors Dashboard

This reports presents an overview of the Visitors Pattern to the portal.

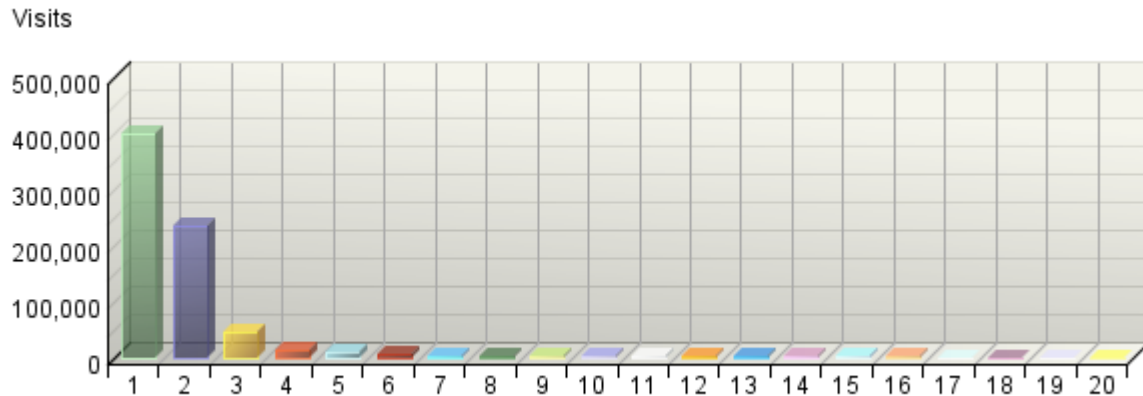
Visitor Summary	
Visitors	454,061
Visitors Who Visited Once	384,336
Visitors Who Visited More Than Once	69,725
Average Visits per Visitor	1.7

Visit Summary	
Visits	773,514
Average per Day	25,783
Average Visit Duration	00:09:24
Median Visit Duration	00:02:11
International Visits	41.89%
Visits of Unknown Origin	6.19%
Visits from India (IN)	51.92%

Countries

List of countries from where we have most of visitors to the portal.

Countries



Countries			
	Countries	Visits	% Visits
1.	India (IN)	401,608	51.92%
2.	United States (US)	235,702	30.47%
3.	Unknown Country	47,862	6.19%
4.	Australia (AU)	13,651	1.76%
5.	Singapore (SG)	9,728	1.26%
6.	United Kingdom (UK)	8,180	1.06%
7.	Canada (CA)	4,686	0.61%
8.	United Arab Emirates (AE)	4,226	0.55%
9.	Germany (DE)	3,418	0.44%
10.	China (CN)	2,630	0.34%
11.	Korea (South) (KR)	2,483	0.32%
12.	Norway (NO)	2,435	0.31%
13.	Netherlands (NL)	2,301	0.30%
14.	France (FR)	2,230	0.29%
15.	Saudi Arabia (SA)	2,068	0.27%
16.	Hong Kong (HK)	2,010	0.26%
17.	Malaysia (MY)	1,540	0.20%
18.	Japan (JP)	1,426	0.18%
19.	South Africa (ZA)	1,424	0.18%
20.	Western Europe - country unspecified (EU)	1,340	0.17%
	Subtotal for rows 1–20	750,948	97.08%
	Other	22,566	2.92%
	Total	773,514	100.00%

Items 1–20 of 189

Cities

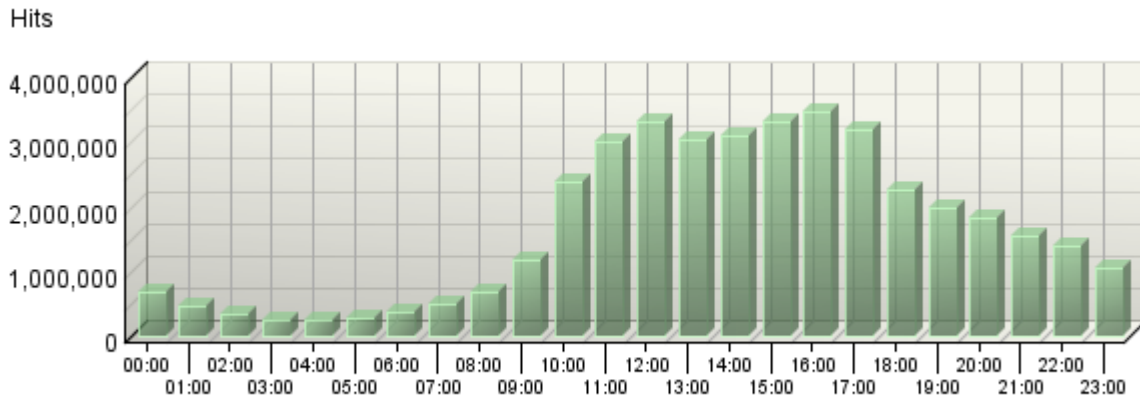
List of the cities with most active visitors to the portal.

Cities			
	City	Visits	% Visits
1.	NICNET, India	112,086	19.58%
2.	New Delhi, India	105,410	18.41%
3.	Marina Del Rey, California, United States	57,798	10.10%
4.	Mumbai, India	53,249	9.30%
5.	Washington, D.C., United States	44,843	7.83%
6.	Santa Clara, California, United States	44,348	7.75%
7.	Milton, Australia	10,571	1.85%
8.	Singapore, Singapore	8,981	1.57%
9.	London, United Kingdom	4,330	0.76%
10.	Dubai, United Arab Emirates	4,057	0.71%
11.	Redmond, Washington, United States	3,904	0.68%
12.	Chantilly, Virginia, United States	3,850	0.67%
13.	Atlanta, Georgia, United States	3,532	0.62%
14.	New York, New York, United States	3,498	0.61%
15.	Dallas, Texas, United States	3,480	0.61%
16.	Gandhinagar, India	3,455	0.60%
17.	Surat, India	3,047	0.53%
18.	Herndon, Virginia, United States	2,960	0.52%
19.	Bangalore, India	2,723	0.48%
Cities 1–19 of 2,702			

Hits by Hour of the Day

This report shows the most and the least active hour of the day for the report period. If there are several days in the report period, the value presented is the sum of all hits during that period of time for all days.

Hits by Hour of the Day



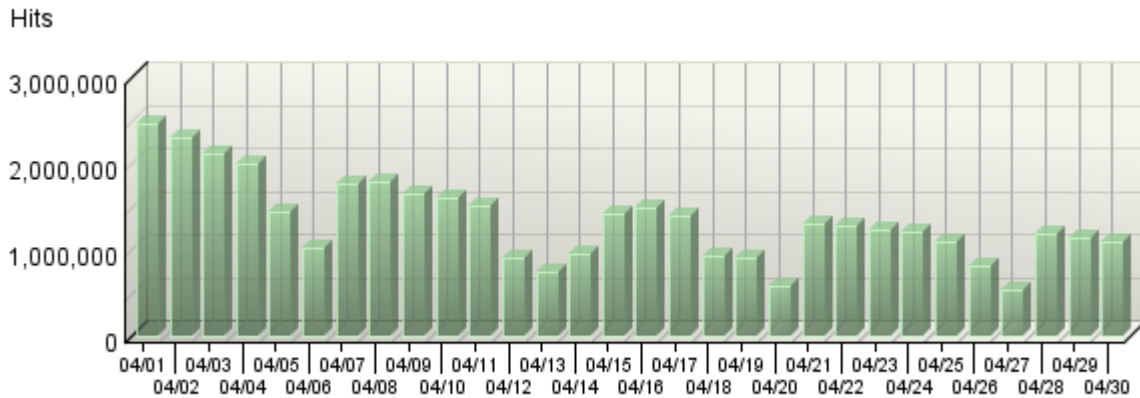
Hits by Hour of the Day		
Hour	Hits	% Hits
00:00	674,320	1.69%
01:00	459,583	1.15%
02:00	337,522	0.85%
03:00	260,821	0.65%
04:00	233,735	0.59%
05:00	271,530	0.68%
06:00	364,073	0.91%
07:00	490,172	1.23%
08:00	677,917	1.70%
09:00	1,184,720	2.97%
10:00	2,372,785	5.95%
11:00	3,001,421	7.53%
12:00	3,324,034	8.33%
13:00	3,039,668	7.62%
14:00	3,096,229	7.76%
15:00	3,311,072	8.30%
16:00	3,485,040	8.74%
17:00	3,191,202	8.00%
18:00	2,275,309	5.71%
19:00	1,993,914	5.00%
20:00	1,831,522	4.59%
21:00	1,564,314	3.92%
22:00	1,389,392	3.48%

Hits by Hour of the Day

23:00	1,051,390	2.64%
Total	39,881,685	100.00%

Hits by day of the month

Hits Trend



Hits Trend		
Day	Hits	% Hits
04/01	2,472,800	6.20%
04/02	2,295,239	5.76%
04/03	2,110,878	5.29%
04/04	2,006,795	5.03%
04/05	1,446,540	3.63%
04/06	1,025,886	2.57%
04/07	1,761,390	4.42%
04/08	1,782,861	4.47%
04/09	1,651,218	4.14%
04/10	1,602,870	4.02%
04/11	1,501,768	3.77%
04/12	916,055	2.30%
04/13	743,302	1.86%
04/14	942,515	2.36%
04/15	1,427,542	3.58%
04/16	1,478,980	3.71%
04/17	1,396,875	3.50%
04/18	929,749	2.33%
04/19	902,552	2.26%
04/20	588,226	1.47%
04/21	1,299,470	3.26%
04/22	1,280,942	3.21%
04/23	1,240,250	3.11%
04/24	1,214,197	3.04%
04/25	1,083,102	2.72%
04/26	819,465	2.05%

Hits Trend

04/27	536,086	1.34%
04/28	1,180,221	2.96%
04/29	1,141,646	2.86%
04/30	1,102,265	2.76%
Total	39,881,685	100.00%