

## National Portal of India

<http://india.gov.in>

### Hit Analysis Report

Duration of Report

1<sup>st</sup> January, 2008 – 31<sup>st</sup> January, 2008

For any further information/ Clarification please contact

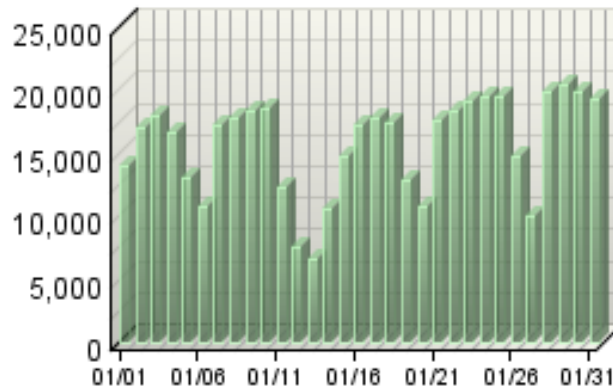
National Portal Secretariat

Ph: 011-24363692 : Fax: 011-24368854 : Email: [indiaportal@gov.in](mailto:indiaportal@gov.in)

## Visitors Dashboard

This reports presents an overview of the Visitors Pattern to the portal.

### Active Visits Trend



■ Active Visits

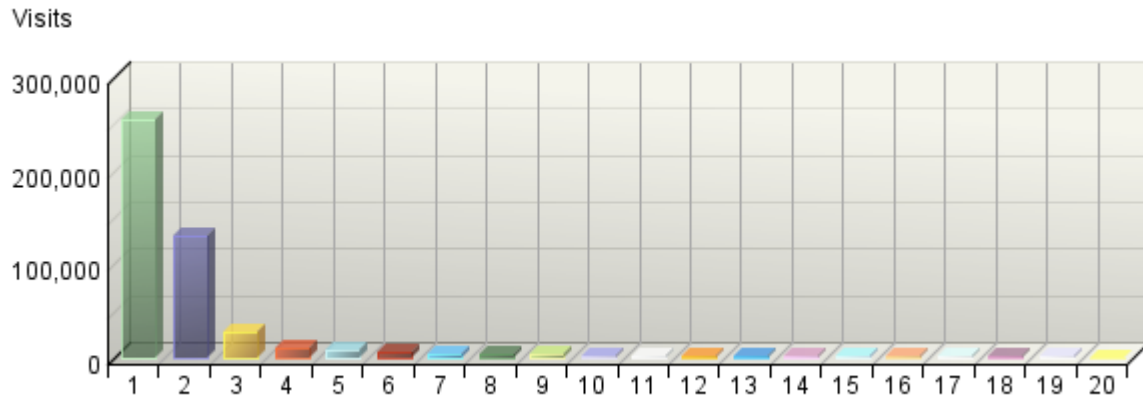
Visitor Summary	
Visitors	294,714
Visitors Who Visited Once	251,505
Visitors Who Visited More Than Once	43,209
Average Visits per Visitor	1.65

Visit Summary	
Visits	486,175
Average per Day	15,683
Average Visit Duration	00:10:36
Median Visit Duration	00:03:09
International Visits	42.13%
Visits of Unknown Origin	5.56%
Visits from India (IN)	52.32%

## Countries

List of countries from where we have most of visitors to the portal.

### Countries



Countries			
	Countries	Visits	% Visits
1.	India (IN)	254,355	52.32%
2.	United States (US)	130,681	26.88%
3.	Unknown Country	27,016	5.56%
4.	Singapore (SG)	9,852	2.03%
5.	Australia (AU)	8,610	1.77%
6.	United Kingdom (UK)	7,261	1.49%
7.	Germany (DE)	3,889	0.80%
8.	Canada (CA)	3,802	0.78%
9.	Netherlands (NL)	3,549	0.73%
10.	United Arab Emirates (AE)	3,193	0.66%
11.	Korea (South) (KR)	2,656	0.55%
12.	China (CN)	2,190	0.45%
13.	France (FR)	2,186	0.45%
14.	Saudi Arabia (SA)	1,887	0.39%
15.	Sweden (SE)	1,355	0.28%
16.	Hong Kong (HK)	1,297	0.27%
17.	Norway (NO)	1,281	0.26%
18.	Western Europe - country unspecified (EU)	1,243	0.26%
19.	Japan (JP)	1,223	0.25%
20.	Malaysia (MY)	1,004	0.21%
	<b>Subtotal for rows 1–20</b>	<b>468,530</b>	<b>96.37%</b>
	<b>Other</b>	<b>17,645</b>	<b>3.63%</b>
	<b>Total</b>	<b>486,175</b>	<b>100.00%</b>

Countries 1–20 of 174

## Cities

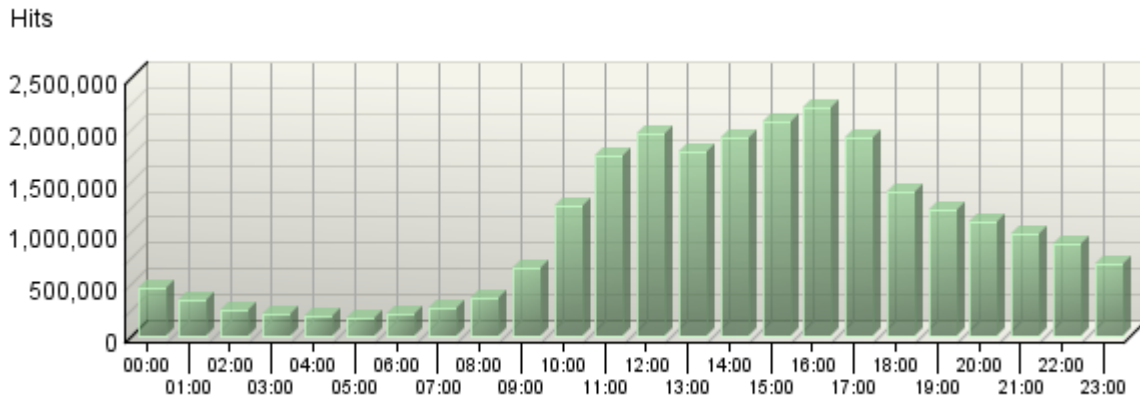
List of the cities with most active visitors to the portal.

Cities			
	City	Visits	% Visits
1.	Delhi, India	65,788	18.81%
2.	NICNET, India	65,713	18.79%
3.	Mumbai, India	36,035	10.30%
4.	Washington, D.C., United States	23,759	6.79%
5.	Marina Del Rey, California, United States	22,026	6.30%
6.	Santa Clara, California, United States	20,929	5.98%
7.	Singapore, Singapore	9,251	2.65%
8.	Milton, Australia	6,865	1.96%
9.	London, United Kingdom	3,953	1.13%
10.	Gandhinagar, India	3,506	1.00%
11.	Redmond, Washington, United States	3,229	0.92%
12.	Amsterdam, Netherlands	3,063	0.88%
13.	Dubai, United Arab Emirates	3,059	0.87%
14.	Dallas, Texas, United States	2,609	0.75%
15.	Chantilly, Virginia, United States	2,476	0.71%
16.	New York, New York, United States	2,214	0.63%
17.	Seoul, Korea (South)	2,169	0.62%
18.	Atlanta, Georgia, United States	2,057	0.59%
19.	Beijing, China	1,941	0.56%

## Hits by Hour of the Day

This report shows the most and the least active hour of the day for the report period. If there are several days in the report period, the value presented is the sum of all hits during that period of time for all days.

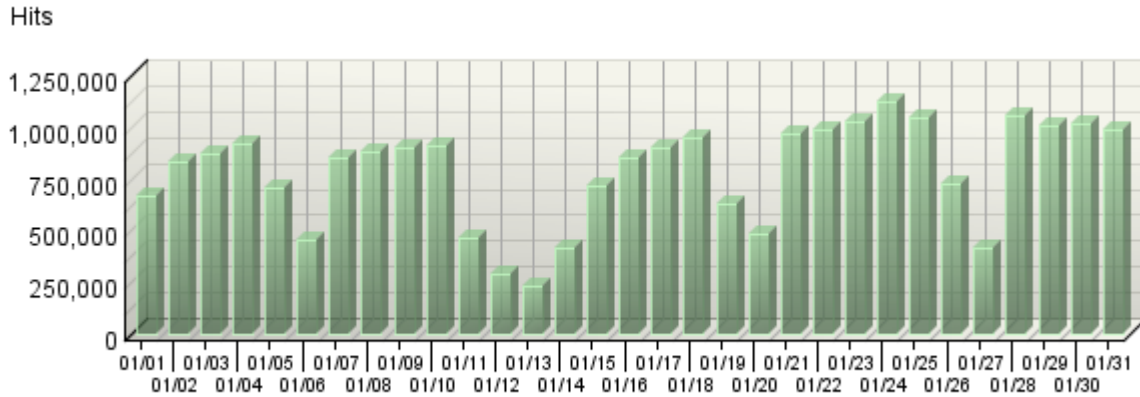
### Hits by Hour of the Day



Hits by Hour of the Day		
Hour	Hits	% Hits
00:00	473,892	1.95%
01:00	341,697	1.41%
02:00	254,368	1.05%
03:00	217,604	0.90%
04:00	185,957	0.77%
05:00	179,342	0.74%
06:00	217,001	0.89%
07:00	264,177	1.09%
08:00	362,387	1.49%
09:00	654,141	2.69%
10:00	1,263,208	5.20%
11:00	1,748,163	7.19%
12:00	1,952,287	8.03%
13:00	1,791,828	7.37%
14:00	1,918,613	7.90%
15:00	2,066,128	8.50%
16:00	2,201,867	9.06%
17:00	1,920,833	7.91%
18:00	1,391,097	5.72%
19:00	1,213,051	4.99%
20:00	1,102,626	4.54%
21:00	992,358	4.08%
22:00	887,010	3.65%
23:00	699,071	2.88%
<b>Total</b>	<b>24,298,706</b>	<b>100.00%</b>

## Hits by day of the month

### Hits Trend



Hits Trend		
Day	Hits	% Hits
01/01	669,211	2.75%
01/02	838,011	3.45%
01/03	872,102	3.59%
01/04	920,937	3.79%
01/05	707,782	2.91%
01/06	457,050	1.88%
01/07	850,157	3.50%
01/08	880,953	3.63%
01/09	900,999	3.71%
01/10	906,555	3.73%
01/11	465,871	1.92%
01/12	286,874	1.18%
01/13	229,210	0.94%
01/14	420,523	1.73%
01/15	716,152	2.95%
01/16	854,927	3.52%
01/17	898,030	3.70%
01/18	945,986	3.89%
01/19	625,764	2.58%
01/20	485,875	2.00%
01/21	966,182	3.98%
01/22	987,338	4.06%
01/23	1,031,955	4.25%
01/24	1,122,213	4.62%
01/25	1,049,919	4.32%
01/26	730,830	3.01%
01/27	415,834	1.71%
01/28	1,052,301	4.33%
01/29	1,007,472	4.15%

---

---

### Hits Trend

01/30	1,014,546	4.18%
01/31	987,147	4.06%
<b>Total</b>	<b>24,298,706</b>	<b>100.00%</b>