

National Portal of India

<http://india.gov.in>

Hit Analysis Report

Duration of Report

1st March, 2008 – 31st March, 2008

For any further information/ Clarification please contact

National Portal Secretariat

Ph: 011-24363692 : Fax: 011-24368854 : Email: indiaportal@gov.in

Visitors Dashboard

This reports presents an overview of the Visitors Pattern to the portal.

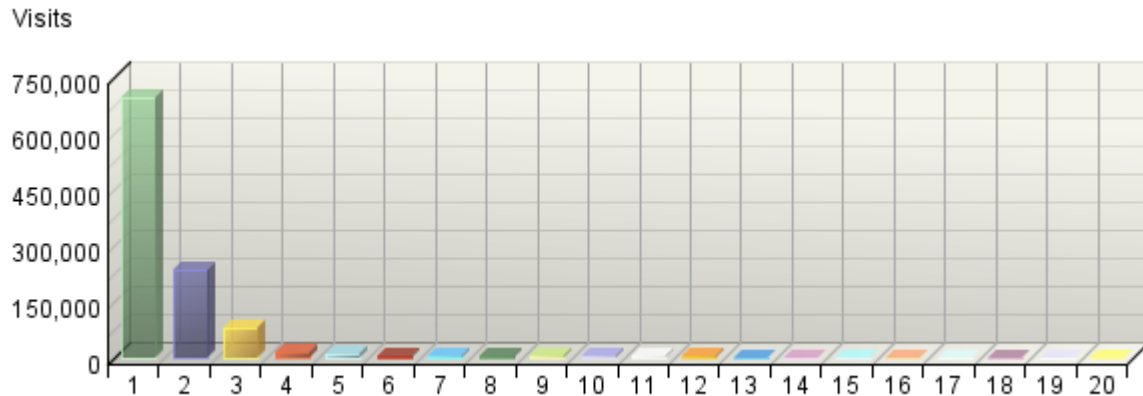
Visitor Summary	
Visitors	685,328
Visitors Who Visited Once	561,773
Visitors Who Visited More Than Once	123,555
Average Visits per Visitor	1.63

Visit Summary	
Visits	1,115,187
Average per Day	35,973
Average Visit Duration	00:09:19
Median Visit Duration	00:02:01
International Visits	30.13%
Visits of Unknown Origin	7.26%
Visits from India (IN)	62.61%

Countries

List of countries from where we have most of visitors to the portal.

Countries



Countries			
	Countries	Visits	% Visits
1.	India (IN)	698,252	62.61%
2.	United States (US)	237,332	21.28%
3.	Unknown Country	80,939	7.26%
4.	Australia (AU)	18,694	1.68%
5.	Singapore (SG)	10,690	0.96%
6.	United Kingdom (UK)	7,398	0.66%
7.	Canada (CA)	4,958	0.44%
8.	Netherlands (NL)	4,499	0.40%
9.	United Arab Emirates (AE)	4,234	0.38%
10.	Norway (NO)	3,964	0.36%
11.	Germany (DE)	3,385	0.30%
12.	Korea (South) (KR)	2,985	0.27%
13.	China (CN)	2,641	0.24%
14.	France (FR)	2,324	0.21%
15.	Saudi Arabia (SA)	2,322	0.21%
16.	Hong Kong (HK)	2,254	0.20%
17.	Western Europe - country unspecified (EU)	1,475	0.13%
18.	Japan (JP)	1,426	0.13%
19.	Italy (IT)	1,341	0.12%
20.	Malaysia (MY)	1,291	0.12%
	Subtotal for rows 1–20	1,092,404	97.96%
	Other	22,783	2.04%
	Total	1,115,187	100.00%

Items 1–20 of 194

Cities

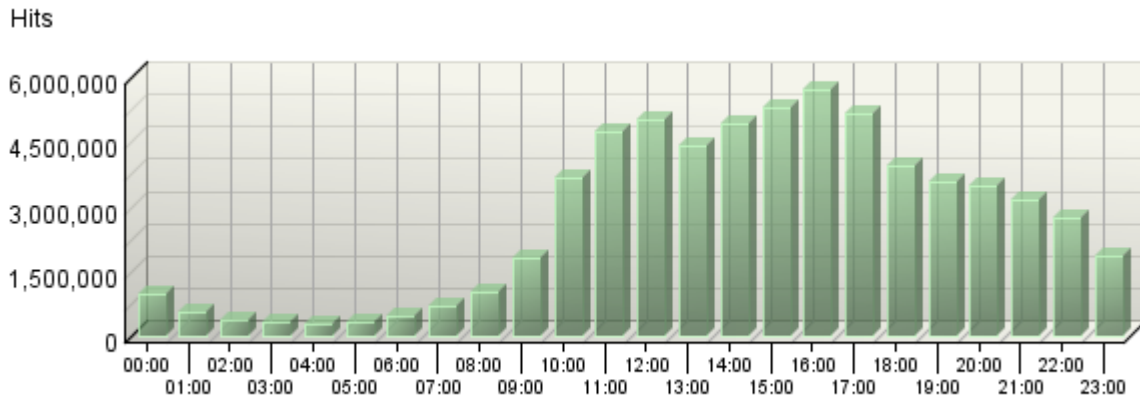
List of the cities with most active visitors to the portal.

Cities			
	City	Visits	% Visits
1.	NICNET, India	217,608	26.50%
2.	Delhi, India	196,153	19.47%
3.	Marina Del Rey, California, United States	89,651	10.92%
4.	Mumbai, India	87,187	10.62%
5.	Washington, D.C., United States	28,000	3.41%
6.	Santa Clara, California, United States	26,525	3.23%
7.	Milton, Australia	15,895	1.94%
8.	Singapore, Singapore	9,852	1.20%
9.	Surat, India	4,427	0.54%
10.	Dallas, Texas, United States	4,120	0.50%
11.	Dubai, United Arab Emirates	4,048	0.49%
12.	Amsterdam, Netherlands	3,979	0.48%
13.	Gandhinagar, India	3,953	0.48%
14.	London, United Kingdom	3,921	0.48%
15.	Oslo, Norway	3,592	0.44%
16.	New York, New York, United States	3,540	0.43%
17.	Atlanta, Georgia, United States	3,319	0.40%
18.	Bangalore, India	3,253	0.40%
19.	Chantilly, Virginia, United States	3,243	0.39%
Items 1–19 of 2,597			

Hits by Hour of the Day

This report shows the most and the least active hour of the day for the report period. If there are several days in the report period, the value presented is the sum of all hits during that period of time for all days.

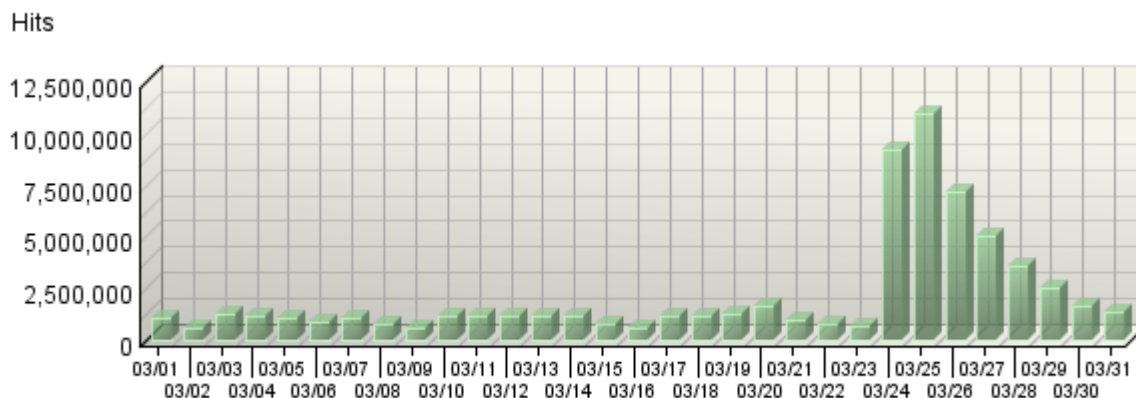
Hits by Hour of the Day



Hits by Hour of the Day		
Hour	Hits	% Hits
00:00	971,625	1.50%
01:00	554,249	0.86%
02:00	381,944	0.59%
03:00	306,213	0.47%
04:00	284,511	0.44%
05:00	305,566	0.47%
06:00	462,269	0.72%
07:00	713,339	1.10%
08:00	1,038,426	1.61%
09:00	1,795,113	2.78%
10:00	3,664,340	5.67%
11:00	4,740,925	7.34%
12:00	5,020,375	7.77%
13:00	4,440,049	6.87%
14:00	4,947,799	7.66%
15:00	5,293,251	8.19%
16:00	5,708,127	8.83%
17:00	5,181,198	8.02%
18:00	3,960,199	6.13%
19:00	3,594,560	5.56%
20:00	3,475,718	5.38%
21:00	3,173,056	4.91%
22:00	2,743,140	4.24%
23:00	1,871,723	2.90%
Total	64,627,715	100.00%

Hits by day of the month

Hits Trend



Hits Trend		
Day	Hits	% Hits
03/01	1,062,572	1.64%
03/02	624,740	0.97%
03/03	1,212,758	1.88%
03/04	1,161,372	1.80%
03/05	1,064,458	1.65%
03/06	869,809	1.35%
03/07	1,085,042	1.68%
03/08	747,793	1.16%
03/09	575,227	0.89%
03/10	1,127,311	1.74%
03/11	1,202,405	1.86%
03/12	1,119,327	1.73%
03/13	1,124,806	1.74%
03/14	1,164,458	1.80%
03/15	775,913	1.20%
03/16	574,168	0.89%
03/17	1,122,568	1.74%
03/18	1,173,600	1.82%
03/19	1,269,504	1.96%
03/20	1,651,132	2.55%
03/21	969,474	1.50%
03/22	744,384	1.15%
03/23	697,723	1.08%
03/24	9,197,851	14.23%
03/25	10,969,223	16.97%
03/26	7,163,689	11.08%
03/27	5,016,937	7.76%
03/28	3,611,789	5.59%
03/29	2,475,652	3.83%

Hits Trend

03/30	1,670,767	2.59%
03/31	1,401,263	2.17%
Total	64,627,715	100.00%